


My Safe Travel Feature List


Version 1.2



Lateral emSoft Pvt Ltd

218, The Great Eastern Galleria
Sector 4, Nerul
Navi-Mumbai
vdharan@tracer.co.in

21st September 2015



Identification	Feature List		
Project Name	My Safe Travel		
Project ID			
Customer Name			
Contact Person	N.Vidhiyadharan		
Prepared By	N.Vidhiyadharan	Date	10/2/15
Approved by			

Version History

Ver	Date	Author(s)	Comments
1.1	4/6/15	N.Vidhiyadharan	Android App features,API list added
1.2	21/09/15	N.Vidhiyadharan	New features added




Table of Contents

1 SCOPE.....	4
2 FEATURE LIST – WEB APPLICATION.....	4
2.1 DASHBOARD.....	4
2.1.1 Live view.....	4
2.1.2 Bus Status.....	4
2.2 MAP.....	4
2.2.1 Bus Location.....	4
2.3 REPORTS.....	4
2.3.1 Bus Activity Report.....	4
2.3.2 Bus Pick-Drop Report.....	4
2.3.3 Student Pick-Drop Report.....	4
2.3.4 Student Attendance Report.....	4
2.4 STUDENTS.....	5
2.4.1 Registration.....	5
2.4.2 Student List.....	5
2.4.3 Student – Bus Allocation.....	5
2.4.4 Bus wise student list.....	5
2.5 BUS.....	5
2.5.1 Pickup Drop points.....	5
2.5.2 Bus Route.....	5
2.5.3 Bus List.....	5
2.5.4 Bus Shift Details.....	5
2.5.5 Bus Schedule.....	5
2.6 SETTING.....	5
2.6.1 Class SectionList.....	5
2.6.2 Holiday Setting.....	5
2.6.3 Calendar.....	6

1 Scope

This document lists the features and functionality of mysafe travel web application & Mobile app.

2 Feature List - Web Application

2.1 Dashboard

2.1.1 Live view

Live status of all the busses are displayed. The Live View window indicates the current bus status with the number of total students for that trip and number of students currently on board.

The Current status window displays the live status of the busses on the map along with the current status of the selected bus.

2.1.2 Bus Status

This dashboard is used to know the status of each bus. Student on board after trip complete is highlighted and the transport incharge can take necessary steps to evacuate the student out of the bus.

2.2 Map

2.2.1 Bus Location

The route taken by the bus can be seen along with student pick/drop details.

2.3 Reports

2.3.1 Bus Activity Report

The activity of the bus with reference to the trip can be seen in this report.

2.3.2 Bus Pick-Drop Report

This report shows the students picked up and dropped by the bus.

2.3.3 Student Pick-Drop Report

This report gives the student pick/drop details for a selected period.

2.3.4 Student Attendance Report

The student attendance is generated based on the pick / drop status.

2.4 Students

2.4.1 Registration

The students studying in the school can be registered using this page.

2.4.2 Student List

This page displays the grade & class wise students list.

2.4.3 Student - Bus Allocation

This page is used to allocate the student to his/her corresponding bus.

2.4.4 Bus wise student list

This page can be used to view the list of students allocated to a bus.

2.5 Bus

2.5.1 Pickup Drop points

The bus pickup/ drop points can be added using the map.

2.5.2 Bus Route

The bus routes can be configured using this page.

2.5.3 Bus List

This page provides the bus list. A new bus can be added with the pickup/drop route.

2.5.4 Bus Shift Details

The bus start and end timings can be added/edited using this page.

2.5.5 Bus Schedule

This page lists the bus with the pick/drop schedule.

2.6 Setting

2.6.1 Class SectionList

This page is used to configure the grades and sections.

2.6.2 Holiday Setting

The weekly holidays / yearly holidays can be configured so that alerts will not be sent on those days.

2.6.3 Calendar

The yearly calendar based on the holiday settings is displayed.
